


Bellini®



2019
COOKING
APPLIANCES

Bellini



Bellini is a brand built on a foundation of quality combined with affordability – offering cooking solutions for all Australian household kitchens.

Our Bellini cooking appliance collection includes the very best in retractable, canopy & automatic styled rangehoods, ceramic, induction, electric and gas cooktops, built in and free standing ovens, Microwaves, Dishwashers As Well As Our Popular Builders Packs.

Bellini prides itself on 'affordable living' making sure there is no compromise in your favourite room... the Kitchen!

All Bellini major appliances purchased after 1st of October 2017 carry a 3 year in home warranty.

For all warranty and technical queries, please contact – 1300 373 199.

2019
COOKING
APPLIANCES



Builders Packs



60CM ELECTRIC COOKTOP / 60CM 8 FUNCTION ELECTRIC OVEN



CUT OUT DIMENSIONS

> 555mmW x 473mmD



CUT OUT DIMENSIONS

> 560mmW x 589mmD x 550mmD

BP170EE 5103598

BCS604X-F

- > Stainless Steel 4 Solid Hot Plate Cooktop
- > Convenient Side Panel Control
- > Indicator Light
- > Hard Wired
- > 4 Fast Heatup

BOT608X-F

- > 8 Function Stainless Steel Oven
- > 3 Layer Cool Touch Glass Door
- > 60L Oven Capacity
- > Retractable Spring Loaded Control Knobs
- > Easy Clean Enamel Interior
- > 15A Plug in

SPECIFICATIONS

BCS604X-F

- > 2 x 2000W Elements
- > 2 x 1500W Elements
- > 580mmL x 500mmD

BOT608X-F

- > Oven light
- > Defrost
- > Conventional mode
- > Fan forced
- > Half Grill
- > Full Grill
- > Full Grill & Fan Force
- > Bottom heating with fan force 595mmL x 596mmH X 575mmD

60CM 4 BURNER GAS COOKTOP / 60CM 8 FUNCTION ELECTRIC OVEN



CUT OUT DIMENSIONS
> 555mmW x 473mmD



CUT OUT DIMENSIONS
> 560mmW x 589mmH x 550mmD

BP270EG 5103595

CGH6401-F

- > Stainless Steel 4 Burner Cooktop
- > Side Controls
- > Enameled Trivets
- > Flame Failure Safety Device On Each Burner
- > Electronic Ignition
- > 10 Amp Power Supply
- > Plug In
- > LPG Or Natural Gas

BOT608X-F

- > 8 Function Stainless Steel Electric Oven
- > Fan Forced
- > 60L Oven Capacity
- > Enamel Interior
- > Cooling Fan
- > 15 A Plug in

SPECIFICATIONS

CGH6401-F

- > 1 x Rapid Burner
- > 2 x Semi Rapid Burners
- > 1 x Auxiliary Burner
- > 580mmL x 503mmD

BOT608X-F

- > Oven Light
- > Defrost
- > Conventional Mode
- > Bottom Heating With Fan Force
- > Fanforced
- > Full Grill
- > Full Grill With Fan Force
- > Half Grill
- > 595mmL x 596mmH x 575mmD

60CM GAS COOKTOP / 60CM 9 FUNCTION STAINLESS STEEL OVEN



BP370EG 5103600

BGM604-F

- > Stainless Steel 4 Burner Cooktop
- > Cast Iron Trivets
- > Flame Failure Safety Device On Each Burner
- > Auto Ignition

CUT OUT DIMENSIONS

- > 553mmW x 473mmD

BOM609CX-F

- > 9 Function Stainless Steel Fan Forced Oven
- > Electronic Control
- > 3 Layer Glass Cool Touch Door
- > 65L Oven Capacity
- > Digital Programmable Clock
- > Push & Pull Control Knobs
- > Enamel Interior
- > Cooling Fan
- > 15 A Plug in

SPECIFICATIONS

BGM604-F

- > 1 x Rapid Burner
- > 2 x Semi Rapid Burners
- > 1 x Auxiliary Burner
- > 590mmW x 500mmD

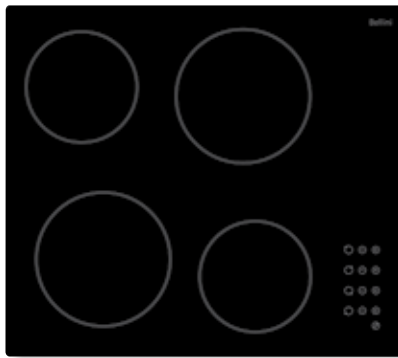
CUT OUT DIMENSIONS

- > 560mmW x 600mmH x 560mmD

BOM609CX-F

- > Oven Light
- > Defrost
- > Conventional Cooking
- > Radiant Grill
- > Bottom Heating
- > Convection
- > Combined Grill With Fan
- > Combined Grill
- > With Fan Conventional Cooking
- > 595mmL x 595mmH x 575mmD

60CM CERAMIC COOKTOP / 60CM 9F FUNCTION STAINLESS STEEL OVEN



BP470EC 5103599

BC604TG-F

- > 4 Zone Ceramic Cooktop
- > Sensor Touch Control Mode
- > 9 Stage Power Settings
- > Child Lock
- > Residual Heat Display
- > 99 Minute Timer
- > Automatic Safety Switch Off
- > 30 Amp Hard Wired

CUT OUT DIMENSIONS

- > 560mmW x 490mmD

BOM609CX-F

- > 9 Function Stainless Steel Fan Forced Oven
- > Electronic Control
- > 3 Layer Glass Cool Touch Door
- > 65L Oven Capacity
- > Digital Programmable Clock
- > Push & Pull Control Knobs
- > Enamel Interior
- > Cooling Fan
- > 15A Plug in

SPECIFICATIONS

BC604TG-F

- > Max Power: 6000W
- > Front Left Zone: 1800W
- > Rear Left Zone: 1200W
- > Front Right Zone: 1200W
- > Rear Right Zone: 1800W
- > 590mmW x 520mmD

CUT OUT DIMENSIONS

- > 560mmW x 600mmH x 560mmD

BOM609CX-F

- > Oven Light
- > Defrost
- > Conventional Cooking
- > Radiant Grill
- > Bottom Heating
- > Convection
- > Combined Grill With Fan
- > Combined Grill
- > Conventional Cooking With Fan
- > 595mmL x 595mmH x 575mmD

Builders Packs

DESIGNER RANGE

60CM GLASS GAS COOKTOP / 60CM 9FUNCTION ELECTRIC TOUCH OVEN

BPD170EG 5103597

- > **BDGM604G-F**
- > 4 Burner Glass Cooktop
- > Front Controls
- > Cast Iron Trivets
- > Flame Failure Safety Device On Each Burner
- > Electronic Ignition
- > 10 Amp Power Supply
- > Plug In
- > LPG Or Natural Gas

BDOM609TCX-F

- > 9 Function Fan Forced Oven
- > Electronic touch Control
- > 3 Layer Reflective Glass Door
- > 65L Oven Capacity
- > Programmable Clock
- > Enamel Interior
- > 15 Amp Power Supply
- > Plug In

SPECIFICATIONS

- > Oven Light
- > Defrost
- > Conventional Cooking
- > Convection
- > Bottom Element
- > Conventional Cooking With Fan
- > Radiant Grill
- > Double Grill
- > Double Combined Grill With Fan
- > 595mmL x 595mmH x 575mmD Oven

CUT OUT DIMENSIONS

- > 553mmW x 473mmD



CUT OUT DIMENSIONS

- > 560mmW x 600mmD x 570mmH

60CM CERAMIC COOKTOP / 60CM 9FUNCTION ELECTRIC TOUCH CONTROL OVEN

BPD270EC 5103596

BDCM604T-F

- > 60cm Ceramic Glass Cooktop
- > Touch Controls
- > Child lock
- > 4 Cooking Zones
- > Residual Heat Display
- > 590mmW x 520mmD Cook top

BDOM609TCX-F

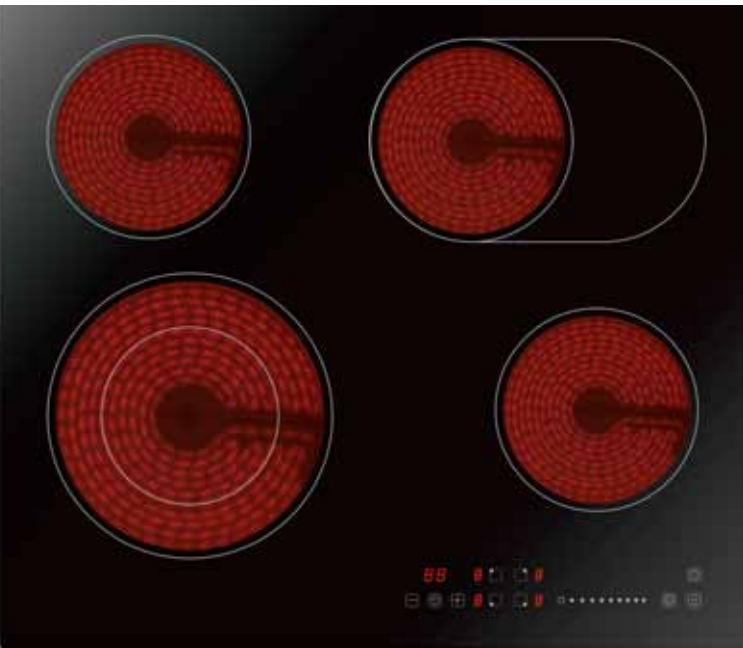
- > 9 Function Fan Forced Oven
- > 3 Layer Reflective Glass Door
- > 65L Oven Capacity
- > Programmable Clock
- > Enamel Interior
- > 15 Amp Power Supply
- > Plug In

SPECIFICATIONS

- > Oven Light
- > Defrost
- > Conventional Cooking
- > Convection
- > Bottom Element
- > Conventional Cooking With Fan
- > Radiant Grill
- > Double Grill
- > Double Combined Grill With Fan
- > 595mmL x 595mmH x 575mmD Oven

CUT OUT DIMENSIONS

- > 560mmW x 490mmD



CUT OUT DIMENSIONS

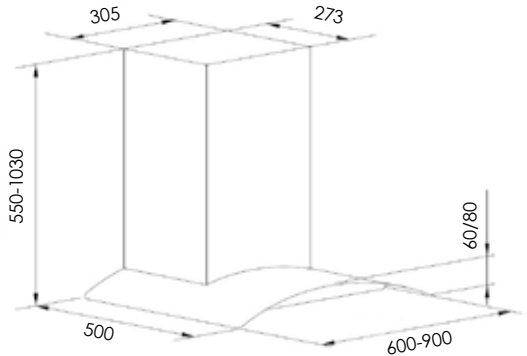
- > 560mmW x 600mmD x 570mmH

Bellini COOKING APPLIANCES

Rangehoods



60CM CURVE GLASS RANGEHOOD



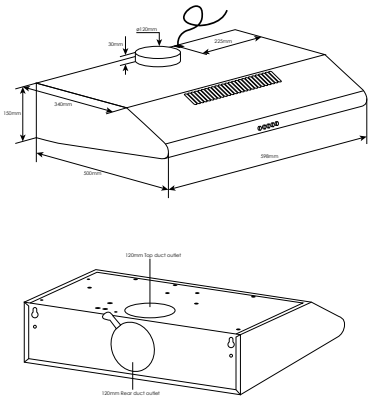
BRA603GCX-1F 5102979

- > Stylish Curve Glass Design
- > 3 speed Fan Operation
- > Aluminium Filters
- > 10 Amp Plug In
- > Carbon filter compatible (NOT INCLUDED) CF110

SPECIFICATIONS

- > 2 x 20 Watt Halogen Lights
- > 750m³/h Air Flow Extraction
- > 150mm Diameter Air Outlet
- > DB Ratings: 52db At Fan Setting 1
- > 600mmW x 500mmD x 1030mmH (Including Flue)
- > Also available in 90cm BRA903GCX 5103059

60CM PAINTED WHITE SLIMLINE RANGEHOOD



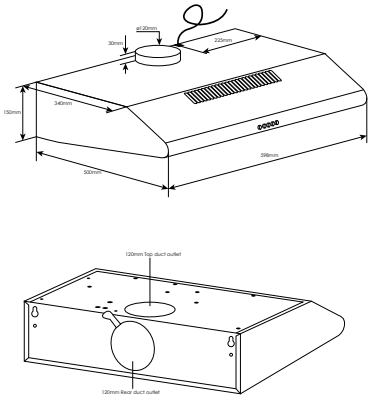
BRA603SW-F 5120214

- > Painted white
- > Twin motors
- > 3 speed operation
- > Aluminium filters
- > 10 AMP plug
- > Carbon filter compatible (NOT INCLUDED) CF110

SPECIFICATIONS

- > 2 x 40 watt incandescent light
- > 400 M3/H airflow extraction
- > 120mm air outlet top and rear
- > DB rating 53db at fan setting 1
- > 598mm W x 500 mm D x 150mm H Please note: 1 year warranty applies for this product

60CM STAINLESS STEEL SLIMLINE RANGEHOOD



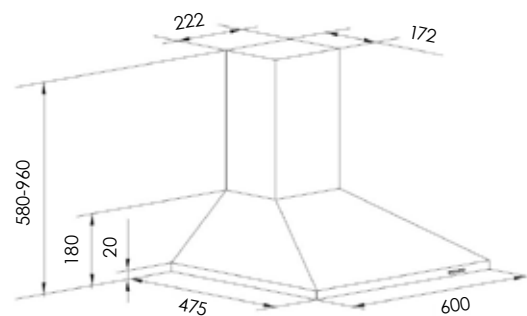
BRA603SX-F 5120216

- > Stainless steel
- > Twin motors
- > 3 speed operation
- > Aluminium filters
- > 10 AMP plug
- > Carbon filter compatible (NOT INCLUDED) CF110

SPECIFICATIONS

- > 2 x 40 watt incandescent light
- > 400 M3/H airflow extraction
- > 120mm air outlet top and rear
- > DB rating 53db at fan setting 1
- > 598mm W x 500 mm D x 150mm H Please note: 1 year warranty applies for this product

60CM STAINLESS STEEL SLIMLINE CANOPY RANGEHOOD



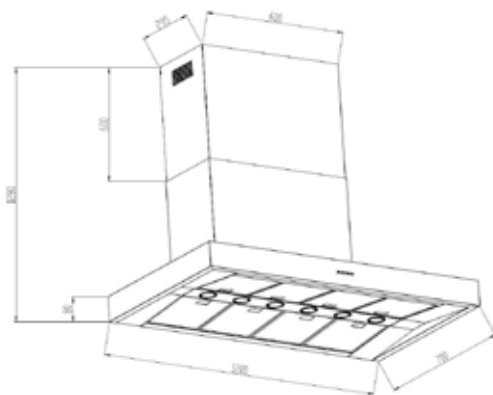
BRA603SCPX-F / 5103053

- > Stylish Stainless Steel Canopy
- > 3 Speed Fan Operation
- > Aluminium Filters
- > 10 Amp Plug In
- > Carbon filter compatible (NOT INCLUDED) CF100

SPECIFICATIONS

- > 2 x 28 Watt Incandescent Lights
- > 380m³/h Air Flow Extraction
- > 150 Diameter Air Outlet
- > DB Rating: 52db At Fan Setting 1
- > 600mmW x 480mmD x 920mmH (Including Flue)

120CM STAINLESS STEEL BBQ RANGEHOOD



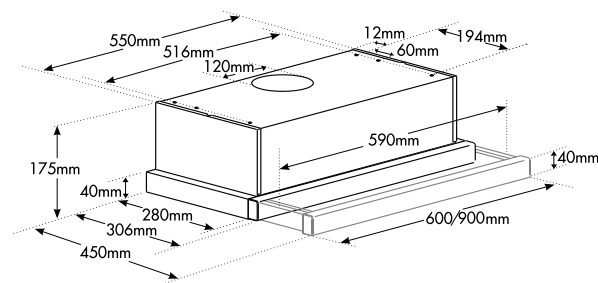
BBQRA123X / 5103011

- > Stylish Stainless Steel Canopy
- > 3 Speed Fan Operation
- > Powerful Twin Motors
- > Push Button Controls
- > 8 x 2 Layer Baffle Filters
- > 10 Amp Plug In

SPECIFICATIONS

- > 6 x 1.5 Watt LED Lamps
- > 1500m³/h Air flow extraction
- > 2 x 150mm Diameter Air Outlets
- > DB Rating: 65db At Fan Setting 1
- > 1200mmW x 700mmD x 1280mmH (including Flue)

60CM RETRACTABLE RANGEHOOD



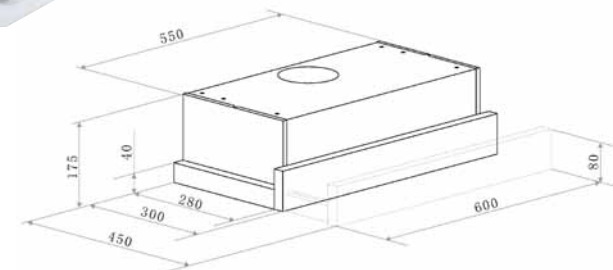
CRHR6W01-F 5102737

- > Stylish Stainless Steel Front Fascia
- > Convenient 3 Speed Slide Switch Operation
- > Dual Aluminium Filters
- > Powerful Twin Motors
- > 10 Amp Power Supply
- > Plug In
- > Carbon filter compatible (NOT INCLUDED) CF110

SPECIFICATIONS

- > 2 x 40 Watt Incandescent Lights
- > 400m³/h Air Flow Extraction
- > 120mm Diameter Air Outlet
- > DB Rating: 53db At Fan Setting 1
- > 600mmL x 280mmD x 175mmH (Closed Position)
- > Also available in 90cm BRA903SLX-F 5103717

60CM RECIRCULATING SLIDE OUT RANGEHOOD



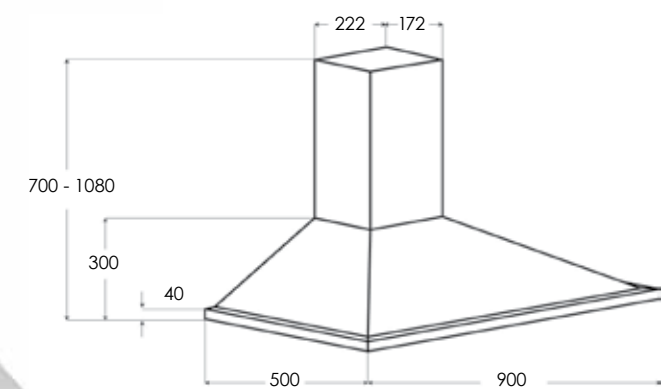
BR603FRW-F 5102733

- > Recirculating model
- > Stylish Stainless Steel Front Fascia
- > Convenient 3 Speed Slide Switch Operation
- > Dual Aluminium Filters
- > Powerful Twin Motors
- > 10 Amp Power Supply
- > Plug In
- > Carbon filter compatible (NOT INCLUDED) CF110

SPECIFICATIONS

- > 2 x 40 Watt Incandescent Lights
- > 400m³/h Air Flow Extraction
- > 120mm Diameter Air Outlet
- > DB Rating: 52db At Fan Setting 1
- > 600mmL x 280mmD x 175mmH (Closed Position)

90CM CANOPY RANGEHOOD



BRA903CPX-F 5102529

- > Stylish Stainless Steel Canopy
- > 3 Speed Fan Operation
- > Aluminium Filters
- > Powerful Single Motor
- > 10 Amp Power Supply
- > Plug In
- > Carbon filter compatible (NOT INCLUDED) CF110

SPECIFICATIONS

- > 2 x 20 Watt Halogen Lights
- > 750m³/h Air Flow Extraction
- > DB Rating: 64db At Fan Setting 1
- > 900mmL x 500mmD x 245mmH
- > Flue Height: 400mm - 780mmH

Rangehood

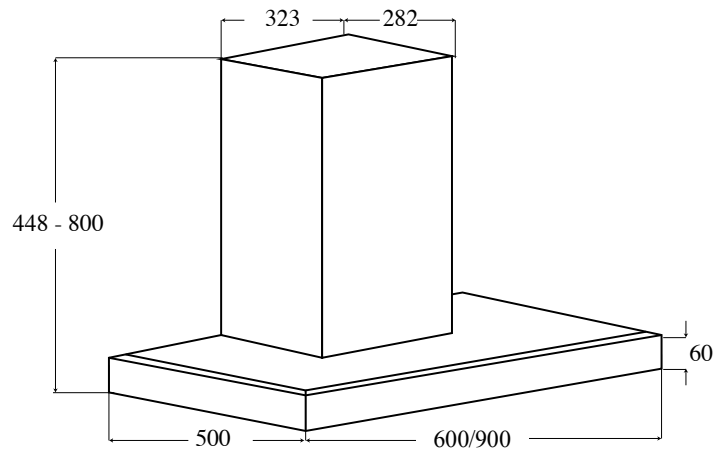
60CM/90CM
BLACK FASCIA
CANOPY RANGEHOOD

BDRA903TBX / 5102977 BDRA603TBX / 5102976

- > Touch Control Black Fascia
- > 3 Speed Fan
- > Aluminium Filters
- > 10 Amp Plug In
- > Plug In
- > Carbon filter compatible (NOT INCLUDED) CF110

SPECIFICATIONS

- > 2 x 20 Watt Halogen Lights
- > 750m 3/h Air Flow Extraction
- > 150mm Diameter Air Outlet
- > DB Rating: 54db At Fan Setting 1
- > 900mmW x 500mmD x 800mmH



Touch Control
Black Fascia



Halogen Lights



Aluminium Filters

BELLINI STAINLESS STEEL 800MM FLUE EXTENSIONS



BFETBX80 4790554

- > Stainless Steel (#430SS)
- > 800mm (top flue only)

To suit models

- > BDRA603TBX
- > BDRA903TBX

BFECPX80 4790555

- > Stainless Steel (#430SS)
- > 800mm (top flue only)

To suit models

- > BRA603CPX/-F
- > BRA903CPX


BFEGCX80 4790556

- > Stainless Steel (#430SS)
- > 800mm (top flue only)

To suit models

- > BRA603GCX/-I F
- > BRA903GCX/-I

BELLINI ALUMINIUM REPLACEMENT RANGEHOOD FILTERS



BAF601 5104017

- > 2 pack

To suit models

- > BDRA603TBX
- > BRA603CPX/-F
- > BRA603GCX/-I F
- > BRA603SCPX/-F

BAF901 5104018

- > 2 pack

To suit models

- > BDRA903TBX
- > BRA903CPX

BAF902 5104202

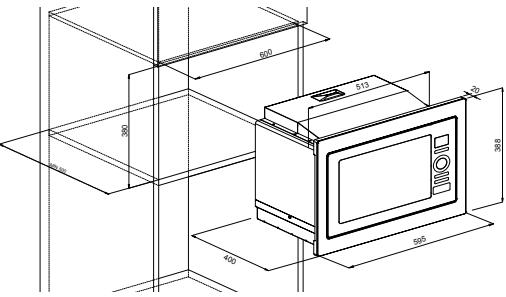
- > 2 pack

To suit models

- > BRA903GCX/-I

Microwaves

25L STAINLESS STEEL BUILT IN MICROWAVE OVEN



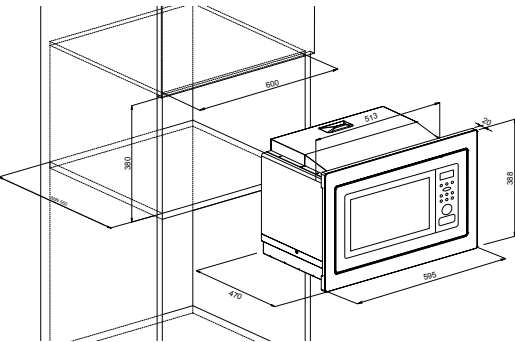
BMW625IGX 5102779

- > 25L Capacity
- > Stylish Stainless Steel Fascia
- > Integrated Stainless Steel Trim Kit
- > Electronic Control Panel
- > Glass Turntable
- > Child Lock
- > Plug In

SPECIFICATIONS

- > Microwave
- > Microwave & Grill
- > Defrost
- > 595mmL x 388mmH x 410mmD

25L STAINLESS STEEL BUILT IN CONVECTION MICROWAVE OVEN



BMW625TKX 5102780

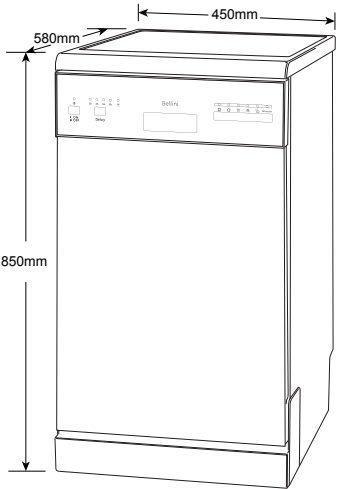
- > 25L Capacity
- > Stylish Stainless Steel Fascia
- > Stainless Steel Trim Kit
- > Electronic Control Panel
- > Glass Turntable
- > Child Lock
- > Plug In

SPECIFICATIONS

- > Microwave
- > Convection
- > Grill
- > Microwave & Grill
- > Microwave & Convection
- > Defrost
- > 595mmL x 388mmH x 470mmD

Dishwashers

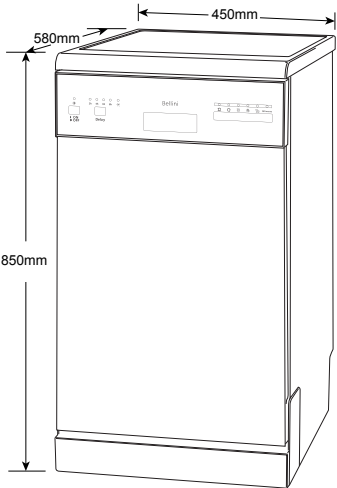
45CM WHITE DISHWASHER, 9 PLACE SETTING, 6 PROGRAMS



BDW96W-F / 5104010

- > Electronic Control Panel
- > 9 Place Setting
- > 6 Wash Programs: Intensive, Heavy, Normal, Rinse, Rapid & All In One
- > Aqua Stop
- > Self Cleaning Filter System
- > Delay Timer
- > Cutlery Tray Compartment
- > Adjustable Baskets
- > 3 Star Energy Rating
- > 4 Star Water Rating
- > 450mmW x 580mmD x 850mmH

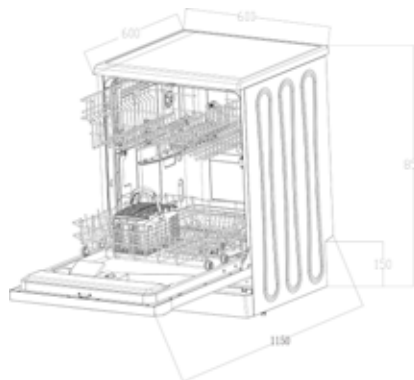
45CM SILVER DISHWASHER WITH S/STEEL DOOR, 9 PLACE SETTING, 6 PROGRAMS



BDW96S-F / 5104011

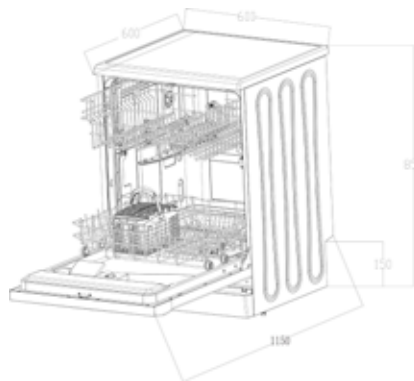
- > Electronic Control Panel
- > 9 Place Setting
- > 6 Wash Programs: Intensive, Heavy, Normal, Rinse, Rapid & All In One
- > Aqua Stop
- > Self Cleaning Filter System
- > Delay Timer
- > Cutlery Tray Compartment
- > Adjustable Baskets
- > 3 Star Energy Rating
- > 4 Star Water Rating
- > 450mmW x 580mmD x 850mmH

60CM WHITE DISHWASHER, 12 PLACE SETTING, 7 PROGRAMS



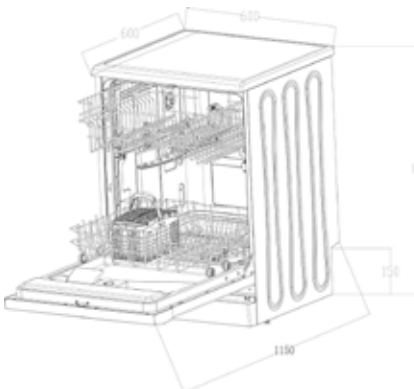
- BDW127W-F 5102930**
- > Electronic Control
 - > 7 Programs
Includes: Intensive, Heavy, Normal, Rinse, Rapid, Soak & All In One Tablet
 - > Height Adjustable Baskets
 - > Cutlery Tray Compartment
 - > Delay Start 3/6/9 Hours
 - > Child Lock
 - > 12 Place Setting
 - > Noise Level: 52dB
 - > 3 Star Energy Rating
 - > 4 Star Water Rating
 - > 600mmL x 850mmH x 600mmD

60CM PAINTED SILVER DISHWASHER, 12 PLACE SETTING, 7 PROGRAMS



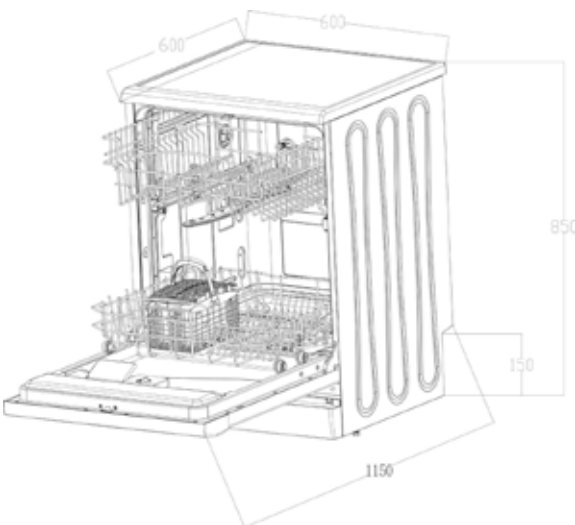
- BDW127S-F 5102932**
- > Electronic Control
 - > 7 Programs
Includes: Intensive, Heavy, Normal, Rinse, Rapid, Soak & All In One Tablet
 - > Height Adjustable Baskets
 - > Cutlery Tray Compartment
 - > Delay Start 3/6/9 Hours
 - > Child Lock
 - > 12 Place Setting
 - > Noise Level: 52dB
 - > 3 Star Energy Rating
 - > 4 Star Water Rating
 - > 600mmL x 850mmH x 600mmD

60CM STAINLESS STEEL DISHWASHER, 12 PLACE SETTING, 7 PROGRAMS



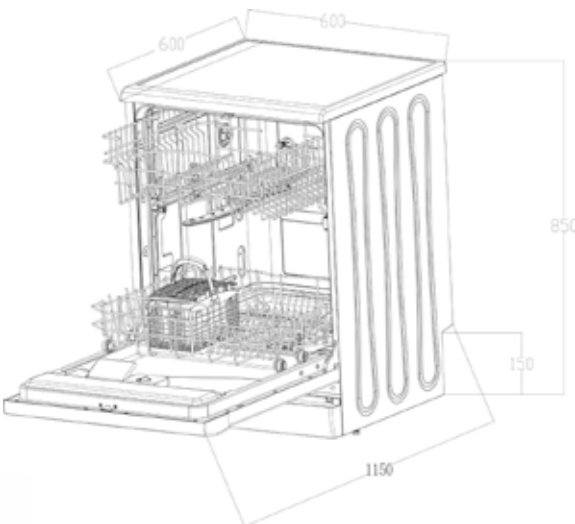
- BDW127X-F 5102931**
- > Electronic Control
 - > 7 Programs
Includes: Intensive, Heavy, Normal, Rinse, Rapid, Soak & All In One Tablet
 - > Height Adjustable Baskets
 - > Cutlery Tray Compartment
 - > Delay Start 3/6/9 Hours
 - > Child Lock
 - > 12 Place Setting
 - > Noise Level: 52dB
 - > 3 Star Energy Rating
 - > 4 Star Water Rating
 - > 600mmL x 850mmH x 600mmD

60CM WHITE 6 PROGRAM DISHWASHER



- BDW6WP-F 5104071**
- | | | |
|------------------------|----------------------------|---------------------|
| > Features: | > Electronic Control Panel | > 13 Amp Plug in |
| > 6 Program | > 12 Place Setting | > Noise Level: 52DB |
| > 4 Star Water Rating | > Delay timer | |
| > 3 Star Energy Rating | > Child Lock | |

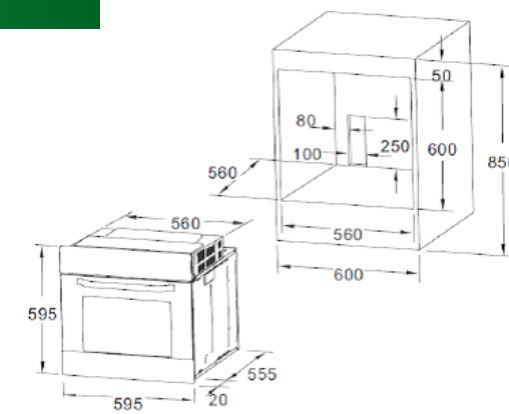
60CM STAINLESS STEEL 6 PROGRAMS DISHWASHER



- BDW6XP-F 5104072**
- | | | |
|------------------------|----------------------------|---------------------|
| > Features: | > Electronic Control Panel | > 13 Amp Plug in |
| > 6 Program | > 12 Place Setting | > Noise Level: 52DB |
| > 4 Star Water Rating | > Delay timer | |
| > 3 Star Energy Rating | > Child Lock | |

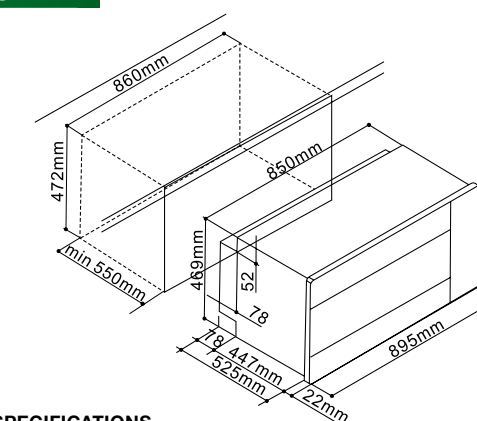


A built-in oven with a stainless steel finish and a black glass door. The control panel at the top features two rotary knobs, a digital display, and several push buttons. The oven door has a horizontal handle and a large glass window showing the interior racks.



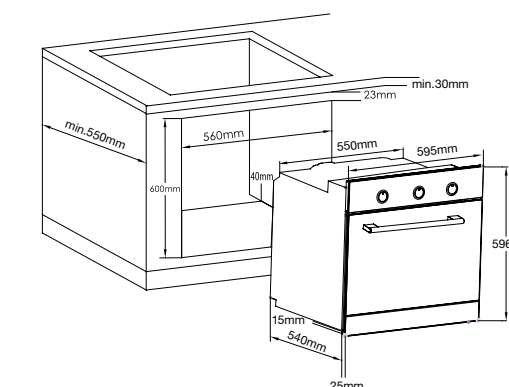
- > 9 Function Stainless Steel Fan Forced Oven
- > Electronic Control
- > 3 Layer Glass Cool Touch Door
- > 65L Oven Capacity
- > Digital Programmable Clock
- > Retractable spring loaded control knobs
- > Enamel Interior
- > Cooling Fan

- > Oven Light
- > Defrost
- > Conventional Cooking
- > Radiant Grill
- > Bottom Heating
- > Convectional cooking With Fan
- > Combined Grill With Fan
- > Combined Grill
- > Convection
- > 595mmL x 595mmH x 555mmD



- > 9 Function Stainless Steel Fan Forced Oven
- > 3 Layer Reflective Glass Door
- > 70L Oven Capacity
- > Programmable Clock
- > Enamel Interior
- > 15 Amp Power Supply
- > Plug In

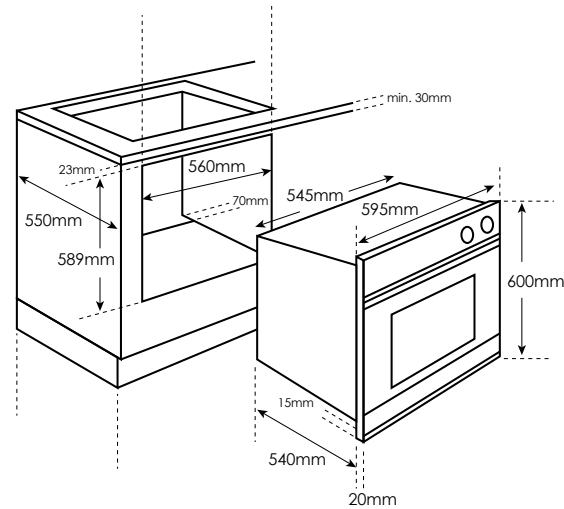
- > Oven Light
- > Defrost
- > Fan Forced
- > Convection
- > Bottom Heating
- > Full Grill
- > Full Grill With Fan Assist
- > 1/2 Grill With Fan Assist
- > 895mmL x 475mmH x 548mmD



- > 8 Function Black Electronic Oven
- > Fan Forced
- > 60L Oven Capacity
- > Enamel Interior
- > Cooling Fan
- > Hard Wired
- > Easy Clean Enamel Interior

- > Oven Light
- > Defrost
- > Conventional mode
- > Convection
- > Bottom Heating With Fan assist
- > Fan Forced
- > Full Grill
- > Full Grill With Fan assist
- > Half Grill
- > 595mmL x 596mmH x 565mmD

60CM 8 FUNCTION ELECTRIC OVEN WITH 70L CAPACITY



BDO608JTX-F 5103046

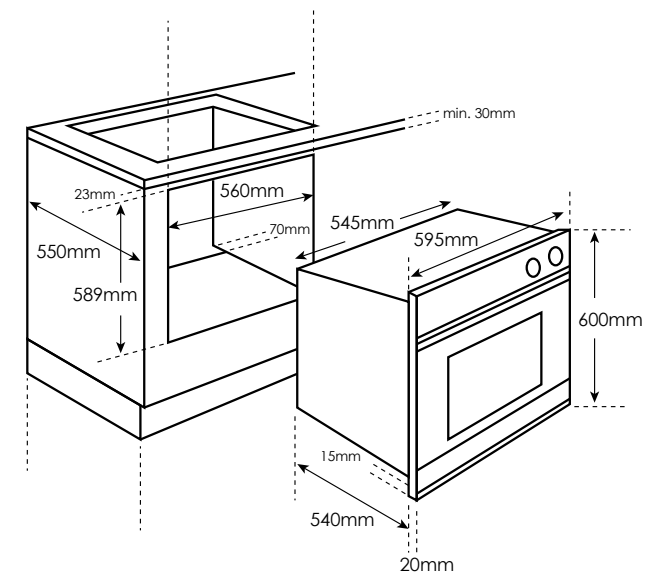
- > 8 Function Stainless Steel Electric Oven
- > 70L Oven Capacity
- > EGO Function Selector
- > EGO Thermostat
- > Touch Control Digital Timer

- > Stainless Steel Control Panel
- > 3 Layer Glass Door With Stainless Steel Strip & Easy Removable Door
- > 15 Amp Plug In

SPECIFICATIONS

- > Oven Light
- > Defrost
- > Fan Forced
- > Convection
- > Full Grill
- > Half Grill
- > Full Grill With Fan Assist
- > Bottom Heating With Fan Assist
- > 595mmW x 540mmD x 600mmH

60CM 9 FUNCTION TOUCH OVEN



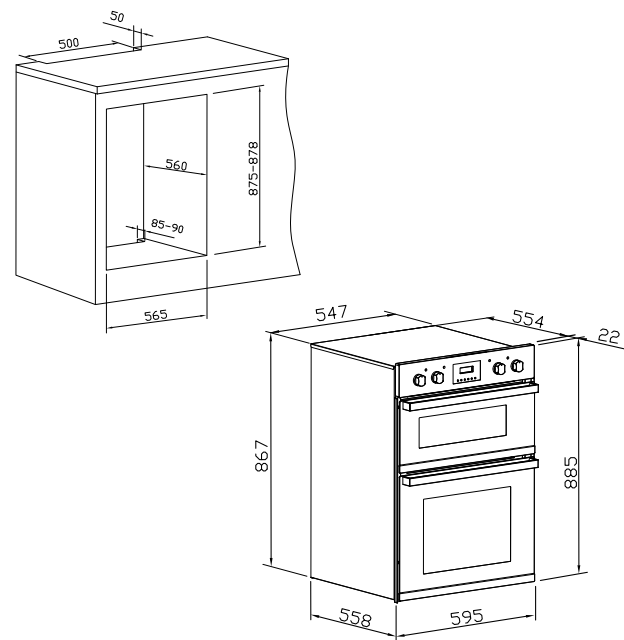
BD0M609TCX-5103647

- > 9 Function Fan Forced Oven
- > 3 Layer Reflective Glass Door
- > 65L Oven Capacity
- > LCD full touch control
- > Enamel Interior
- > 15 Amp Power Supply
- > Plug In

SPECIFICATIONS

- > Oven Light
- > Defrost
- > Conventional Cooking
- > Convection
- > Bottom Element
- > Convection With Fan
- > Radiant Grill
- > Combined Grill
- > Combined Grill With Fan
- > 595mmL x 595mmH x 555mmD

60CM 14 FUNCTION DOUBLE OVEN



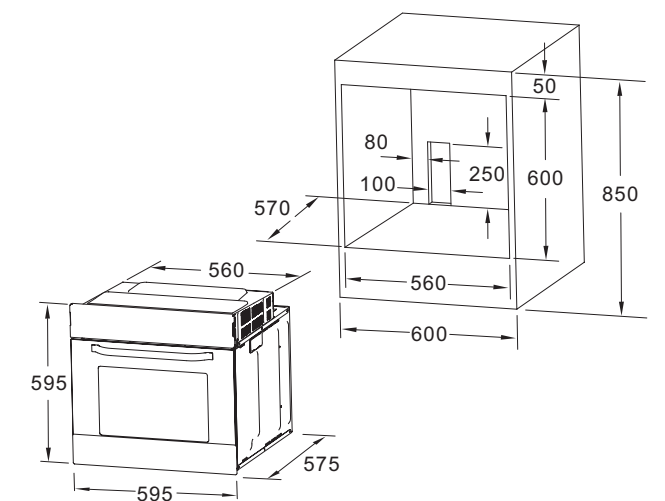
BDO614DX 5103052

- > 14 Function Stainless Steel Double Electric Oven
- > Black Glass With Stylish Stainless Steel Control Panel
- > 25 Amp Hard Wired

SPECIFICATIONS

- > TOP OVEN
- > Double Layered Glass Door
- > Mechanical Control
- > 36L Oven Capacity
- > 5 Functions: Oven light, Bottom Heat, Conventional, Half Grill & Full Grill
- > BOTTOM OVEN
- > Electric Button With LCD Display
- > Triple Layered Glass Door
- > 60L Oven Capacity
- > Oven Light
- > 9 Functions: Defrost, Conventional, Fan Forced, Half Grill, Full Grill, Fan Grill, Fan With Bottom Heat, Intensive Bake & Fan Forced With Bottom Heat
- > 595mmW x 558mmD x 885mmH

60CM 10 FUNCTION PYROLYTIC ELECTRIC OVEN



BDO6010PDCX 5103551

- > 10 Function Stainless Steel Pyrolytic Electric Oven
- > 65L Oven Capacity
- > Digital Control
- > LED Display
- > 4 Layered Glass Door
- > Stainless Steel Control Panel
- > 15 Amp Hard Wired

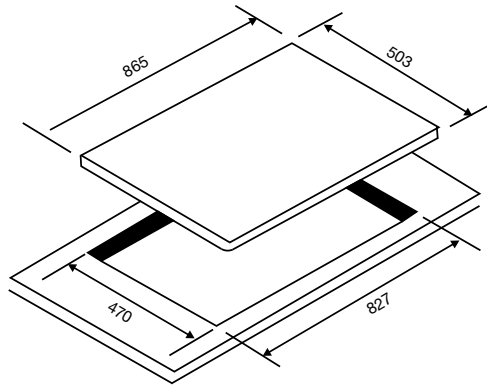
SPECIFICATIONS

- > Oven Light
- > Defrost
- > Fan Forced
- > Convection
- > Full Grill
- > Half Grill
- > Full Grill With Fan Assist
- > Top & Bottom Heating With Fan Assist
- > Bottom Heating
- > Pyrolytic - 450 degrees
- > 595mmW x 575mmD x 595mmH

Cooktops



90CM 5 BURNER GAS COOKTOP



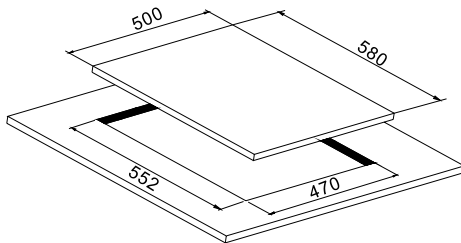
BG905X-5102304

- > Stainless Steel 5 Burner Cooktop
 - > Front Controls
 - > Electronic Ignition
 - > Cast Iron Trivets
 - > Flame Failure Safety Device On
- Each Burner
 - > 10 Amp Power Supply
 - > Plug In
 - > LPG Or Natural Gas

SPECIFICATIONS

- > 1 x Triple Ring Wok Burner
- > 1 x Rapid Burner
- > 2 x Semi Rapid Burners
- > 1 x Auxiliary Burner
- > 865mmL x 503mmD

60CM 4 ELECTRIC COOKTOP



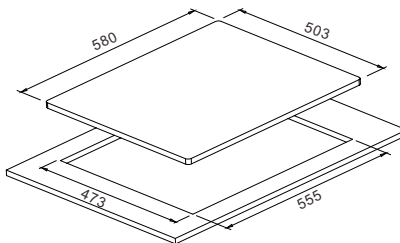
BCS604X-5102272

- > Stainless Steel 4 Solid Hot Plate Cooktop
- > Convenient Side Panel Control
- > Indicator Light
- > 30 AMP Hard Wired

SPECIFICATIONS

- > 2 x 2000W Elements
- > 2 x 1500W Elements
- > 580mmL x 500mmD

60CM 4 BURNER GAS COOKTOP



CGH6401-5102031

- > Stainless Steel 4 Burner Cooktop
- > Side Controls
- > Enamelled Trivets
- > Flame Failure Safety Device On Each Burner
- > Electronic Ignition
- > 10 Amp Power Supply
- > Plug In
- > LPG Or Natural Gas

SPECIFICATIONS

- > 1 x Rapid Burner
- > 2 x Semi Rapid Burners
- > 1 x Auxiliary Burner
- > 580mmL x 503mmD



BELLINI BFG509W FINELINE 5104012



- > 50cm freestanding
- > 9 functions
- > FFD device for four burners
- > 4 gas burners(no glass cover)
- > 150-250°temperature range
- > Timer and oven light
- > Sabaf burners, cast iron support
- > Triple glazed glass door
- > Multifunction oven with fan force
- > 1 deep tray and 2 shelves
- > Fixed drawer

BELLINI BFC609W FINELINE 5104013



- > 60cm freestanding
- > 9 functions
- > Ceramic cooktop (Eurokera or Schott)
- > "A" energy efficiency rating
- > 70L electric oven
- > 5 level wire rack support
- > Triple glazed glass door
- > Multifunction oven with fan force
- > 1 deep tray and 2 shelves
- > 1 small wire rack insert
- > Pull out drawer

BELLINI BFG609W FINELINE 5104014



- > 60cm freestanding cooker
- > 9 functions
- > 4 gas burners(no glass cover)
- > 150-250°temperature range
- > Timer and oven light
- > 70L cavity
- > Pull out drawer
- > FFD device for four burners
- > SABAF burners & cast iron support
- > 5 level wire rack support
- > 1 deep tray and 2 shelves
- > 1 small wire rack insert
- > Regulator and test point
- > Triple glazed glass door

Freestanding Oven

90CM FREESTANDING GAS COOKTOP + ELECTRIC OVEN



BDFS905X-F-5103719

- > 90cm freestanding cooker
- > Digital clock
- > Sabaf burners
- > Multifunction oven with double fans
- > 3-layer door glass
- > Wire rack support
- > Flameout protection 121L capacity

SPECIFICATIONS

- > Oven size: 895 x 650 x 900mm
- > Rapid burner: 3.0kw
- > Semi rapid burner: 1.75kw*2
- > Auxiliary burners: 1.0kw
- > Triple crown burners: 3.6kw

Cooktops

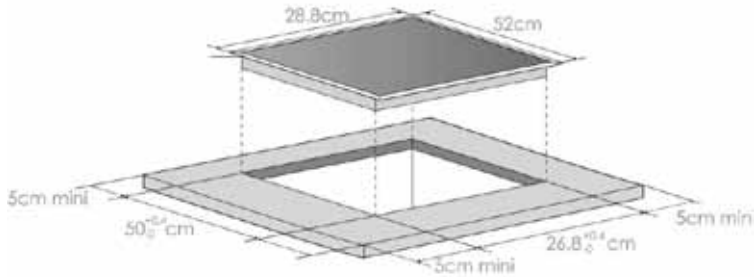

30CM CERAMIC COOKTOP WITH 2 ZONES SENSOR TOUCH

BDC302TG 5103057

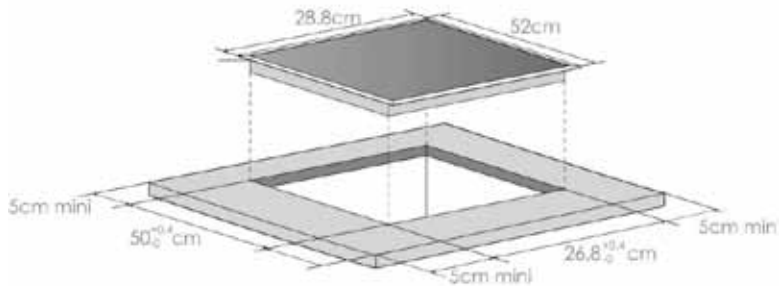

- > 2 Zone Ceramic Cooktop
- > Toughened glass
- > Sensor Touch Control Mode
- > 9 Stage Power Settings
- > 99 Minute Timer
- > Automatic Safety Switch Off
- > Child Lock
- > Residual Heat Indicator
- > 15 Amp Hard Wired

SPECIFICATIONS

- > Total Power: 3000W
- > Front Zone: 1200W
- > Rear Zone: 1800W
- > 288mmW x 520mD



30CM INDUCTION COOKTOP WITH 2 ZONES SENSOR TOUCH



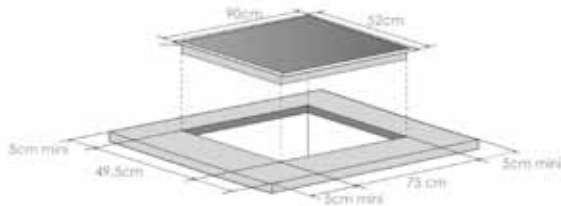
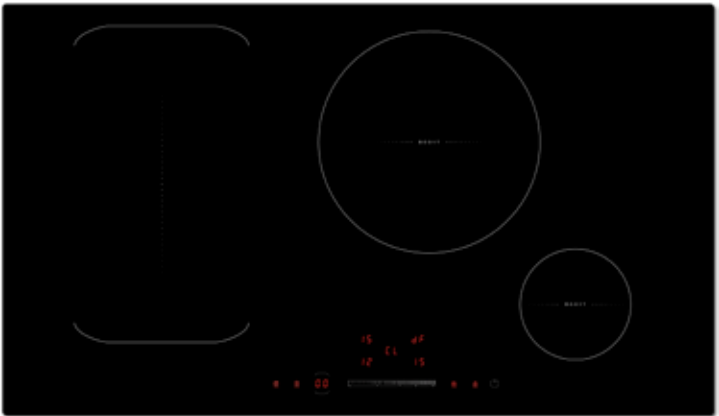
BDI302G-5103058

- > 2 Zone Induction Cooktop
- > Toughened glass
- > Sensor Touch Control Mode
- > 9 Stage Power Settings
- > 99 Minute Timer
- > Automatic Safety Switch Off
- > Child Lock
- > Automatic Pan Recognition
- > 20 Amp Hard Wired

SPECIFICATIONS

- > Total Power: 3500W
- > Front Zone: 1500W
- > Rear Zone: 2000W
- > 288mmW x 520mD

90CM INDUCTION COOKTOP WITH FLEXIBLE ZONE



BDI904SFBG-5103299

- > 4 Zone Induction Bevelled Edge Cooktop
- > Toughened glass
- > Slide Touch Control Mode
- > 15 Stage Power Settings
- > 99 Minute Timer
- > Automatic Safety Switch Off
- > Booster
- > Automatic Pan Recognition
- > Child Lock
- > 40 Amp Hard Wired

SPECIFICATIONS

- > Total Power: 7400W
- > Front Left Zone: 1800W-3000W
- > Rear Left Zone: 1800W-3000W
- > Flexible Zone: 3000W-4000W
- > Central Zone: 3000W-4000W
- > Front Right Zone: 1400W-2000W
- > 900mmW x 520mmD

30CM 1/2 BURNER GAS GLASS COOKTOP



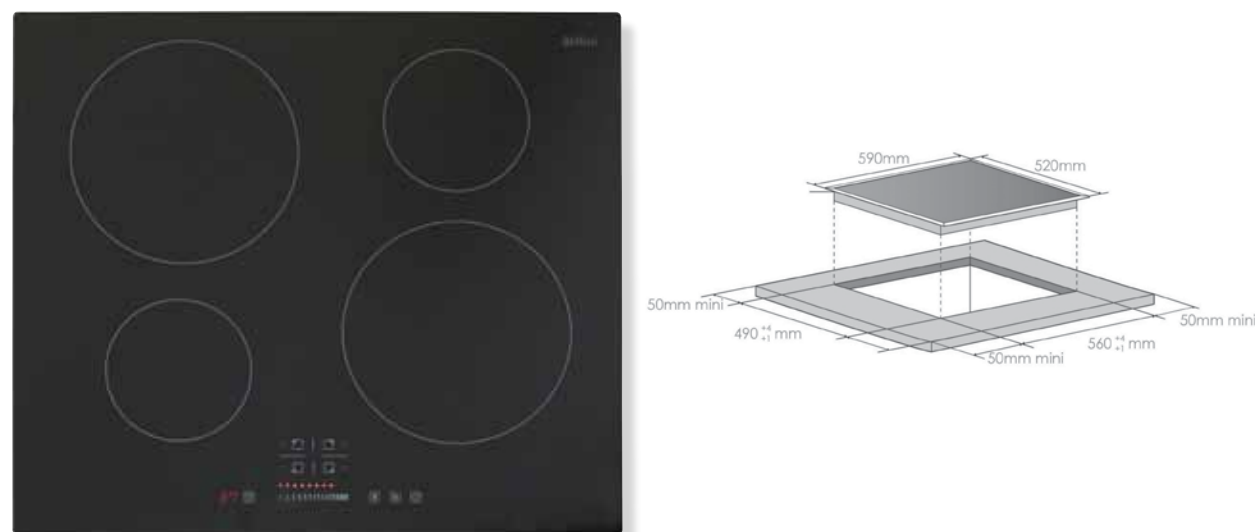
BDG301G/BDG302WG 5102876 - 5102875

- > Glass 2 Burner Cooktop
- > Front Controls
- > Cast Iron Trivets
- > Flame Failure Safety Device On Each Burner
- > Electronic Ignition
- > 10 Amp Power Supply
- > Plug In
- > LPG Or Natural Gas

SPECIFICATIONS

- > 1 x Wok Burner
- > 1 x Semi Rapid Burner (2 burner only)
- > 300mmW x 510mmD

60CM INDUCTION SLIDE TOUCH COOKTOP



BDI604SG-F 5102874

- > Slide Touch Control Mode
- > 4 Cooking Zones
- > Total Power 7000W
- > 9 Stage Power Settings
- > 99 Minute Timer & Safety Cut Off
- > Booster
- > Water Overflow Protection
- > Automatic Pan Recognition
- > Child Lock Safety Feature
- > Residual Heat Indicator
- > 30AMP Hard Wired
- > Toughened glass

SPECIFICATIONS

- > Total power - Left Front: 1200-1500W
- > Left Rear: 2300-2600W
- > Right Rear: 1200-1500W
- > Right Front: 2300-2600W
- > 590mmW x 520mmD

60CM 4 BURNER GAS GLASS COOKTOP



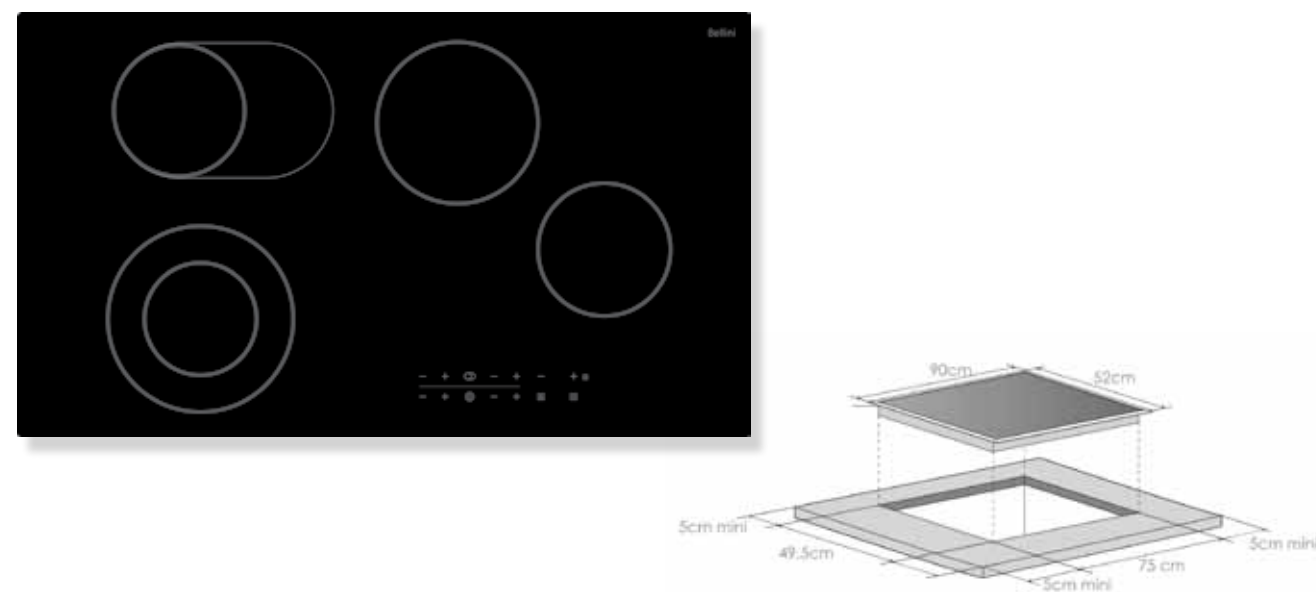
BDG604G-F 5102880

- > Glass 4 Burner Cooktop
- > Front Controls
- > Cast Iron Trivets
- > Flame Failure Safety Device On Each Burner
- > Electronic Ignition
- > 10 Amp Power Supply
- > Plug In
- > LPG Or Natural Gas

SPECIFICATIONS

- > 1 x Wok Burner
- > 2 x Semi Rapid Burners
- > 1 x Auxiliary Burner
- > 584mmW x 510mmD

90CM CERAMIC COOKTOP WITH DUAL COOKING ZONES



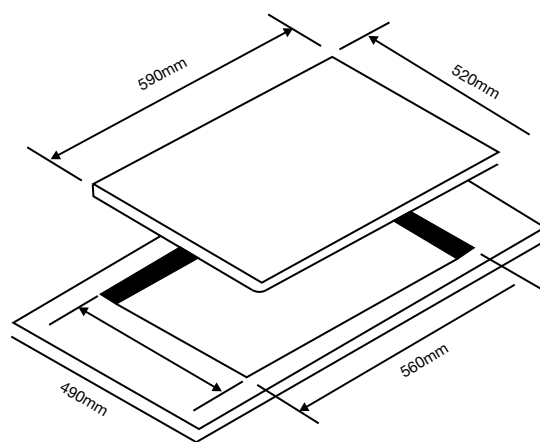
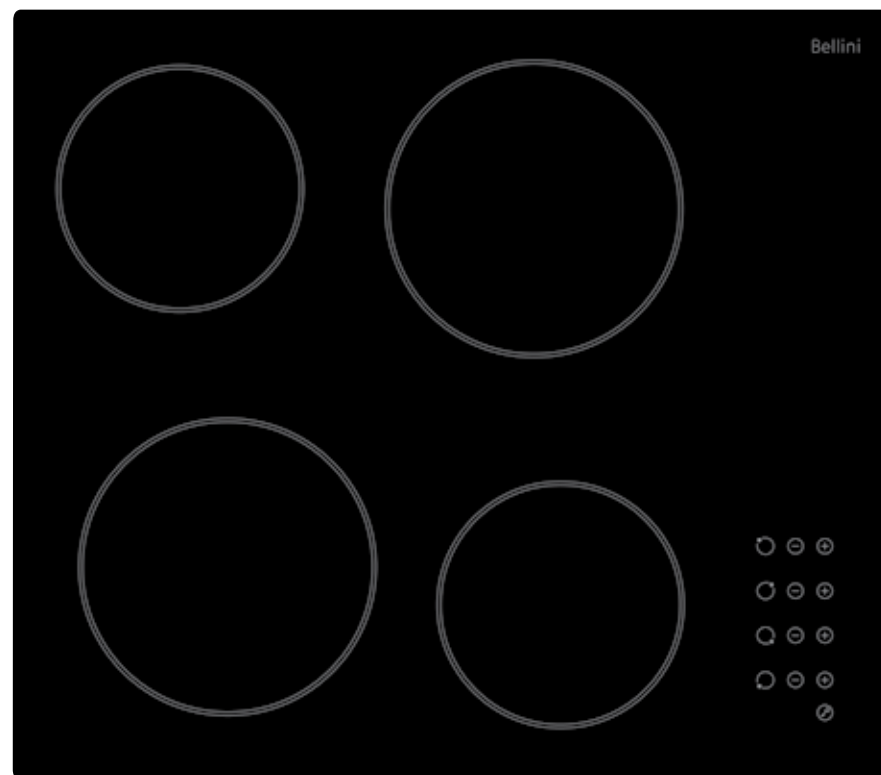
BDC9060TG-F 5103048

- > 4 Zone Ceramic Cooktop
- > Toughened glass
- > Sensor Touch Control Mode
- > 9 Stage Power Settings
- > 99 Minute Timer
- > Automatic Safety Switch Off
- > Child Lock
- > Residual Heat Indicator
- > 33 Amp Hard Wired

SPECIFICATIONS

- > Total Power: 7200W
- > Left Front Zone: 1000W-2200W
- > Left Rear Zone: 1100W-2000W
- > Right Rear Zone: 1800W
- > Right Front Zone: 1200W
- > 900mmW x 520mmD

60CM CERAMIC COOKTOP



BC604TG-F / 5103045

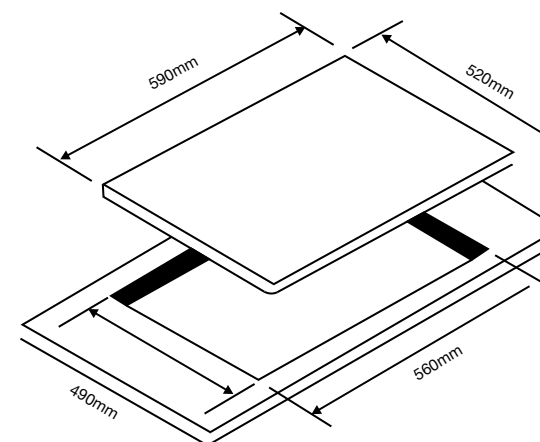
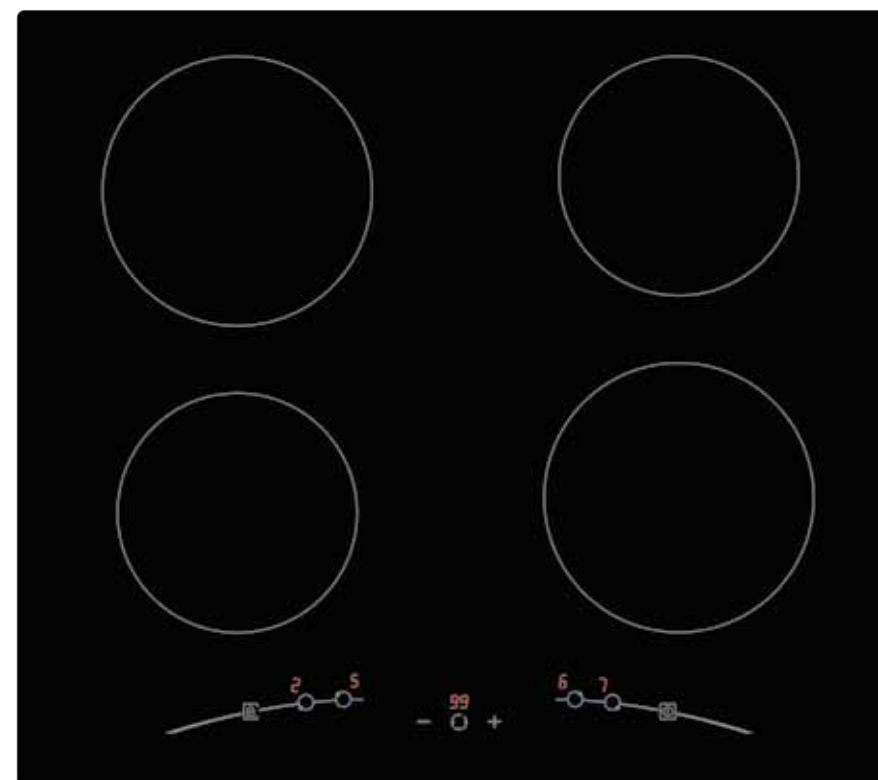
- > 4 Zone Ceramic Cooktop
- > Sensor Touch Control Mode
- > 9 Stage Power Settings
- > Child Lock

- > Residual Heat Display
- > 99 Minute Timer
- > Automatic Safety Switch Off
- > 30 Amp Hard Wired

SPECIFICATIONS

- > Max Power: 6000W
- > Front Left Zone: 1800W
- > Rear Left Zone: 1200W
- > Front Right Zone: 1200W
- > Rear Right Zone: 1800W
- > 590mmW x 520mmD

60CM INDUCTION COOKTOP



BI604TG-5103044


- > 4 Zone Induction Cooktop
- > Sensor Touch Control Mode
- > 9 Stage Power Settings
- > Child Lock
- > Automatic Pan Recognition

- > 99 Minute Timer
- > Automatic Safety Switch Off
- > 33 Amp Hard Wired

SPECIFICATIONS

- > Max Power: 7000W
- > Front Left Zone: 1500W
- > Rear Left Zone: 2000W
- > Front Right Zone: 2000W
- > Rear Right Zone: 1500W
- > 590mmW x 520mmD

60CM DOUBLE DRAWER OUTDOOR BUILT IN FRIDGE



BRE133BI- 5104015

- > Features:
- > 133 Ltr capacity
- > Twin Drawer
- > Built in design
- > Electronic temperature control

60CM OUTDOOR BUILT IN BAR FRIDGE



BBF118BI 5104016

- > Features:
- > Built-in design
- > 118L capacity
- > Double glaze door
- > Heated glass
- > Digital thermostat



Bellini[®]

GSM Sales Pty Ltd

ABN 53 007 682 475

142-144 Fullarton Road, Rose Park SA 5067

For technical and warranty queries, please contact

1300 373 199

belliniappliances.com.au



Available at
BUNNINGS
warehouse